

FUME EXHAUST DOWNDRAUGHT BENCH



// FEATURES

- Fan only downdraught bench for fume exhaust.
- 5 standard sizes.
- ATEX or non-ATEX option.
- For connection to ducting.
- Fan protected from liquids by internal construction.

// CONSTRUCTION

- 2mm steel, fully welded
- Powder coated

// APPLICATIONS

Designed for fume exhaust applications without filters.

Typically for manual processes but can be integrated with other systems.



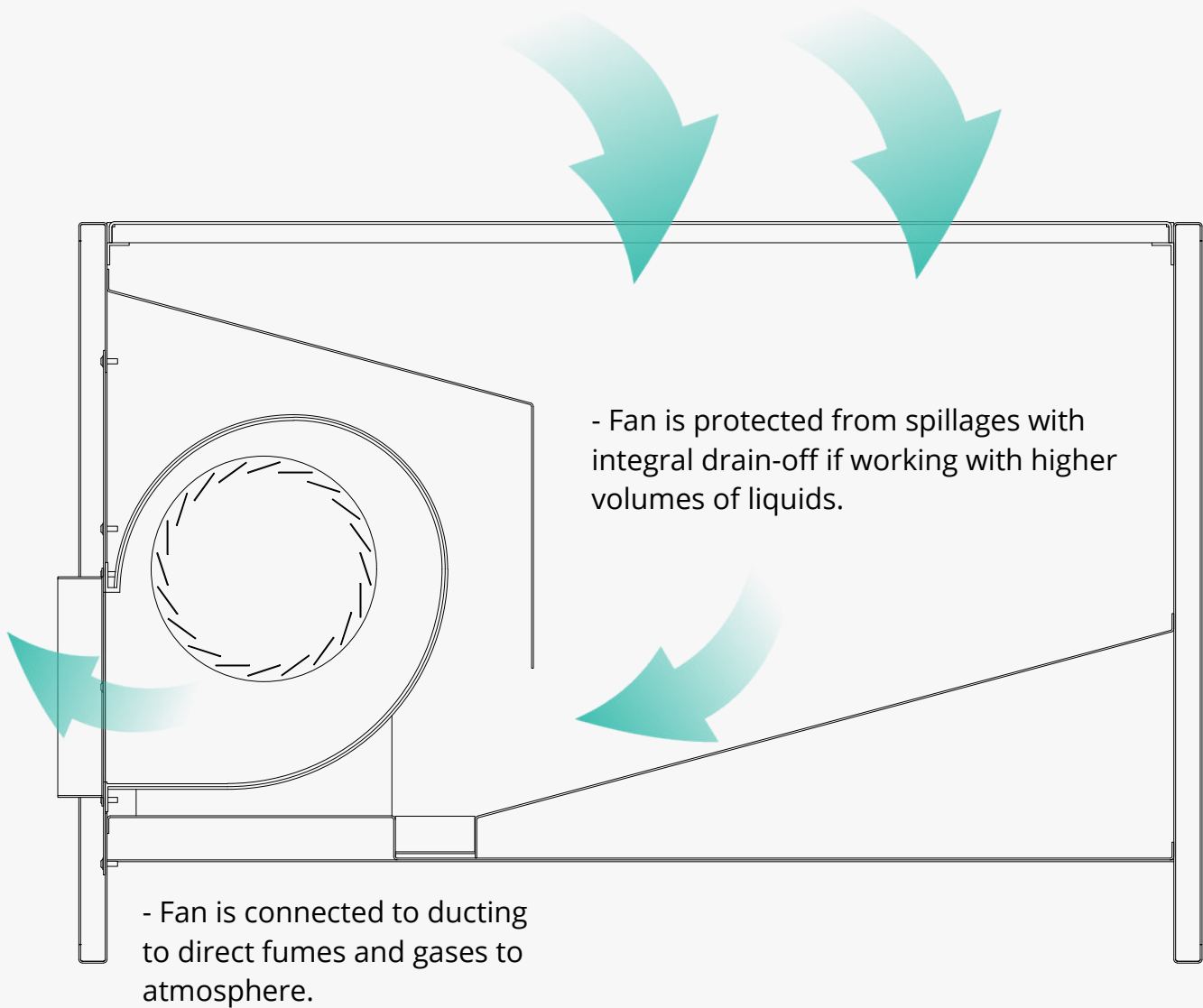
DOWN
DRAUGHT



FUME
EXTRACTION

HOW FE WORKS

- Fumes are captured through the ventilated top.



FEATURES



// THE EXHAUST TO ATMOSPHERE SOLUTION

Configured for connection to ducting to direct fumes and gases to atmosphere via ducting.

// FAN OPTIONS

Fans sized to suit the unit and your duct configuration. Fans available in 3ph ATEX and 1ph non-ATEX options.

Constructed to protect the fan from spillages and available with integral drain-off if working with higher volumes of liquids.



// NO FILTERS

Designed without filters for minimal maintenance, for higher volumes of fume.

// CONTROLS




Face mounted fan speed control or remote mounted DOL starter dependant on fan selection.



// FULLY VENTILATED TOP

The FE range features a ventilated area of almost 100% of the top surface; meaning you can work anywhere on the bench and still have effective extraction.

DIMENSIONS



// TECHNICAL DATA

MODEL	OVERALL			VENTILATED AREA		SPIGOT DIA	STD FAN POWER Kw (1ph)	ATEX FAN POWER Kw (3ph)	VOLUME m3/h
	WIDTH A	DEPTH B	HEIGHT C	WIDTH D	DEPTH E				
FE066784	674	660	840	610	656	200	0.13	0.25	650
FE126784	1274	660	840	1210	656	250	0.35	0.55	1300
FE186784	1874	660	840	1810	656	250	0.59	1.1	1950
FE129784	1274	960	840	1210	956	250	0.59	1.1	1950
FE189784	1874	960	840	1810	956	315	0.76	2.2	2900

SPECIFICATIONS

// STANDARD

POWER SUPPLY	240v/1ph	MOTOR	Forward Curved Centrifugal Fan
CONTROLS	Face mount speed control		
NOISE LEVEL	<70dBA at 1m	FINISH (STD)	Textured grey powder coat

// ATEX FAN

POWER SUPPLY	415v/1ph	MOTOR	Forward Curved Centrifugal Fan Suitable for zone 2
CONTROLS	Remote mount DOL starter		
NOISE LEVEL	<70dBA at 1m	FINISH (STD)	Textured grey powder coat

// OPTIONS

Speed control	Castors
Airline interlink	Enclosures
Timed run	Racking
Height adjustment	Alternative power supply (110v/415v) (non-rated fans)

// SEE ALSO

Carbon Filter Effectiveness

Accessories