

# 1500i

Large, multi-use fume extraction unit

**PUREX**  
CLEAN AIR FOR EVERYONE



## Description & features

- Clear & informative graphic display
- Highest grade HEPA and carbon technology
- Automatic electronic flow control - maintains a constant extraction rate even as the filter blocks
- Gas and particle sensors to warn the operator
- Adjustable airflow

## Filters



Main Filter Code

110615

Description

HEPA/Chemical



Pre-Filter Code

111037

Description

F6 Labyrinth

## Specification

| Voltage            | 120v        | 230v     |
|--------------------|-------------|----------|
| Volume Part Number | OLX1511D    | OLX1510D |
| Vacuum Part Number | 021821ID    | 021820ID |
| Wattage            | 3.45kW      |          |
| Frequency          | 50Hz / 60Hz |          |
| Cabinet Height     | 1400mm      |          |
| Cabinet Width      | 725mm       |          |
| Cabinet Depth      | 726mm       |          |
| Cabinet Weight     | 150kg       |          |
| Airflow            | 1500m3/h    |          |
| Sound Level        | <60dBa      |          |

## Machine supplied with

- 1 x Main Filter • 1 x Pre-filter • 1 x Power Cable • 1 x Manual • 1 x 4.5m fixed power cable (no plug)

Find out more: [Wpurex.co.uk](http://Wpurex.co.uk) | [T +44 \(0\)1405 746030](tel:+44(0)1405746030) | [E purex@purex.co.uk](mailto:purex@purex.co.uk)

Registered Office: Purex International Limited, QWP House, Island Drive, Capitol Park, Thorne, Doncaster DN8 5UE  
Registered No. 5136616 England | VAT No. GB842 5025 49 | WEEE Producer Registration Number: WEE/CE0067TX  
\*Goods are subject to change | \*Illustrations are 3D created visual representations

# 1500i

Large, multi-use fume extraction unit

# Options

## Main filter

| Code   | Description                 | Code   | Description          |
|--------|-----------------------------|--------|----------------------|
| 110614 | HEPA Twin Chemical          | 110610 | HEPA / Twin Chemical |
| 110632 | HEPA / Chemical (Cleanroom) | 110619 | HEPA                 |

## Pre-filter

|        |                   |
|--------|-------------------|
| 111099 | F8 / F9 Labyrinth |
|--------|-------------------|

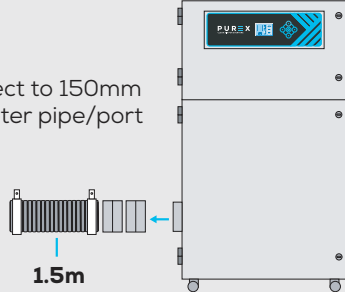
## Connection kits

If you do not see a connection kit that fits your machine or pipework, please contact Purex or your representative

**120280**

| Hose End Diameter | Hose Length | Purex Inlet Diameter |
|-------------------|-------------|----------------------|
| 150mm             | 1.5m        | 150mm                |

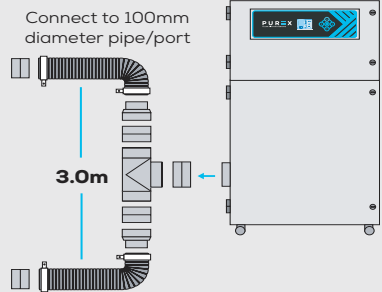
Connect to 150mm diameter pipe/port



**120287**

| Hose End Diameter | Hose Length | Purex Inlet Diameter |
|-------------------|-------------|----------------------|
| 100mm             | 3m          | 150mm                |

Connect to 100mm diameter pipe/port



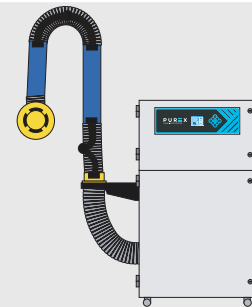
## Large Extraction Arm (Oskar Arm)

| Hose End Diameter | Hose Length | Purex Inlet Diameter |
|-------------------|-------------|----------------------|
| 315mm             | 3m          | 150mm                |

### LARGE EXTRACTION ARM

Our 2m long extraction arm with it's triple axis can be used in a variety of applications. The flexibility of the arm allows it to be manoeuvred to reduce restriction and has a large hood of 315mm at the inlet.

**CODE:** 840197 - Extraction arm  
**CODE:** 840198 - Mounting bracket  
**CODE:** 840199 - 150mm Connection flange  
**CODE:** 120280 - 150mm Hose kit



## Interfacing

Interfacing can remotely start the Purex machine when the connected machine starts.

Interfacing can also warn the connected machine when the Purex machine is in alarm.

Your Machine

10011010



10011010

Extractor

Take a look through our [Interfacing Guide](#) to see our extensive range of options